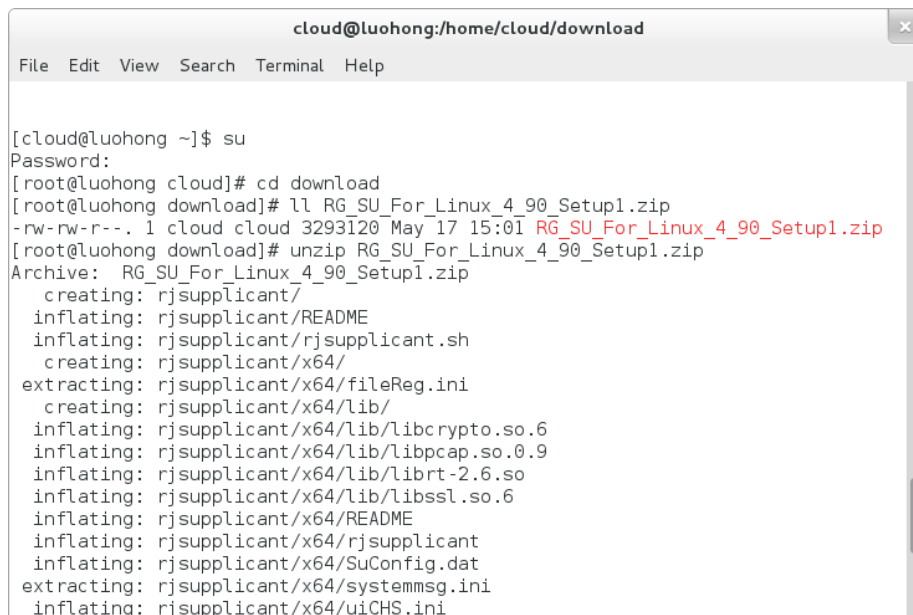


# Linux 系统锐捷客户端操作指南

1. 把下载好的压缩档 “unzip RG\_SU\_For\_Linux\_4\_90\_Setup1.zip” 解压;

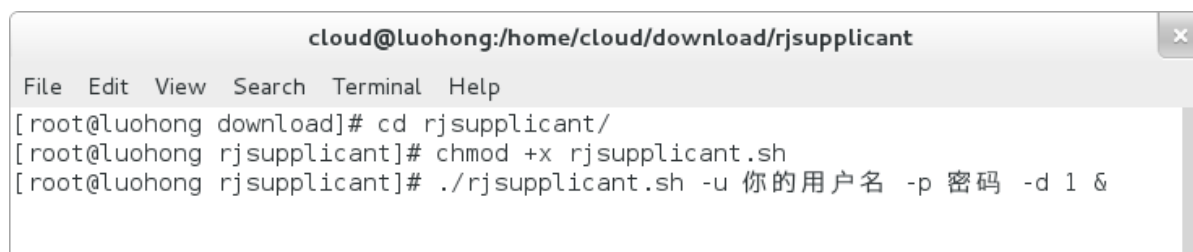


```
cloud@luohong:/home/cloud/download
File Edit View Search Terminal Help

[cloud@luohong ~]$ su
Password:
[root@luohong cloud]# cd download
[root@luohong download]# ll RG_SU_For_Linux_4_90_Setup1.zip
-rw-rw-r--. 1 cloud cloud 3293120 May 17 15:01 RG_SU_For_Linux_4_90_Setup1.zip
[root@luohong download]# unzip RG_SU_For_Linux_4_90_Setup1.zip
Archive:  RG_SU_For_Linux_4_90_Setup1.zip
  creating: rjsuppllicant/
  inflating: rjsuppllicant/README
  inflating: rjsuppllicant/rjsuppllicant.sh
  creating: rjsuppllicant/x64/
  extracting: rjsuppllicant/x64/fileReg.ini
  creating: rjsuppllicant/x64/lib/
  inflating: rjsuppllicant/x64/lib/libcrypto.so.6
  inflating: rjsuppllicant/x64/lib/libpcap.so.0.9
  inflating: rjsuppllicant/x64/lib/librt-2.6.so
  inflating: rjsuppllicant/x64/lib/libssl.so.6
  inflating: rjsuppllicant/x64/README
  inflating: rjsuppllicant/x64/rjsuppllicant
  inflating: rjsuppllicant/x64/SuConfig.dat
  extracting: rjsuppllicant/x64/systemmsg.ini
  inflating: rjsuppllicant/x64/uiCHS.ini
```

2. 进入目录执行

- a) 进入解压缩后的目录 `cd rjsuppllicant`
- b) 并给脚本增加可执行权限 `chmod +x rjsuppllicant.sh`
- c) 认证 `./rjsuppllicant.sh -u your_user_name -p your_password -d 1`



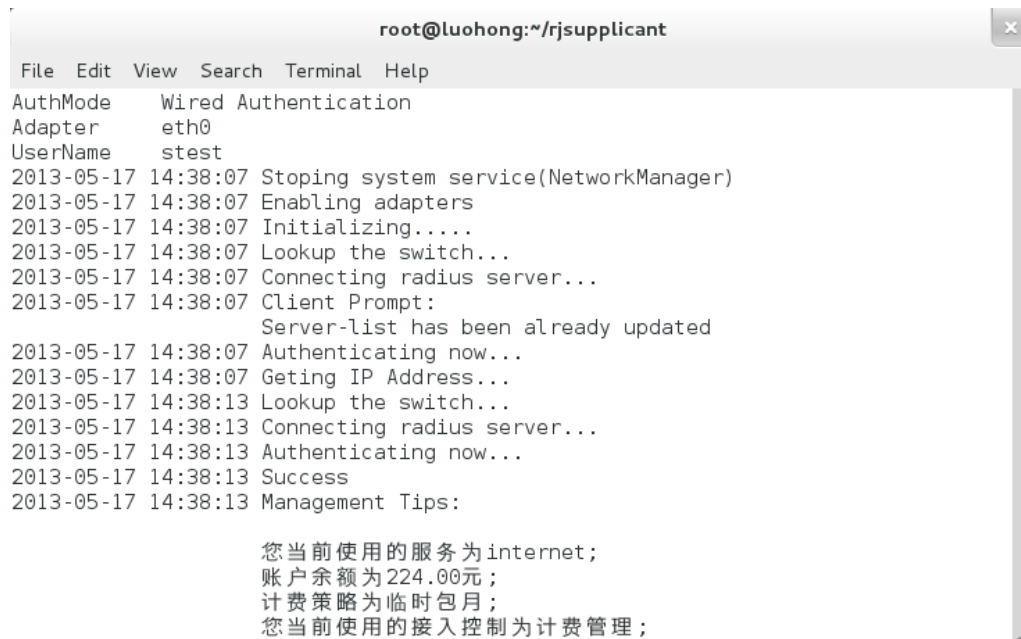
```
cloud@luohong:/home/cloud/download/rjsuppllicant
File Edit View Search Terminal Help

[root@luohong download]# cd rjsuppllicant/
[root@luohong rjsuppllicant]# chmod +x rjsuppllicant.sh
[root@luohong rjsuppllicant]# ./rjsuppllicant.sh -u 你的用户名 -p 密码 -d 1 &
```

注意:

1. `your_user_name` 是 NetID, `your_password` 是密码, `-d 1` 是使用 dhcp
2. 运行本软件需要管理员权限

3. 完成以上操作后即可认证上网。



```
root@luohong:~/rjssupplicant
File Edit View Search Terminal Help
AuthMode      Wired Authentication
Adapter       eth0
UserName      stest
2013-05-17 14:38:07 Stopping system service(NetworkManager)
2013-05-17 14:38:07 Enabling adapters
2013-05-17 14:38:07 Initializing.....
2013-05-17 14:38:07 Lookup the switch...
2013-05-17 14:38:07 Connecting radius server...
2013-05-17 14:38:07 Client Prompt:
                    Server-list has been already updated
2013-05-17 14:38:07 Authenticating now...
2013-05-17 14:38:07 Geting IP Address...
2013-05-17 14:38:13 Lookup the switch...
2013-05-17 14:38:13 Connecting radius server...
2013-05-17 14:38:13 Authenticating now...
2013-05-17 14:38:13 Success
2013-05-17 14:38:13 Management Tips:

                    您当前使用的服务为internet;
                    账户余额为224.00元;
                    计费策略为临时包月;
                    您当前使用的接入控制为计费管理;
```